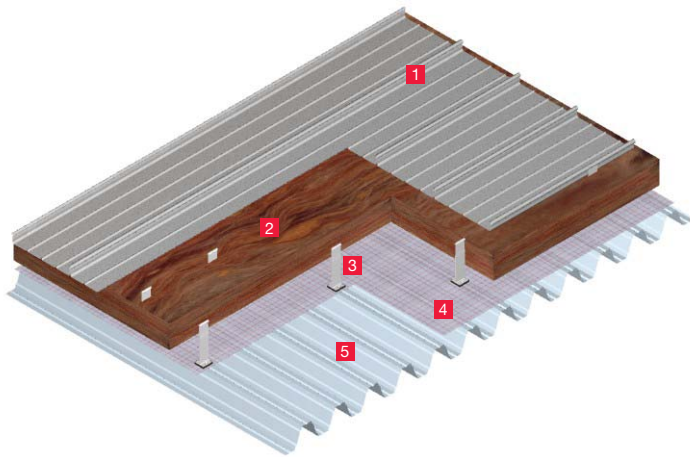
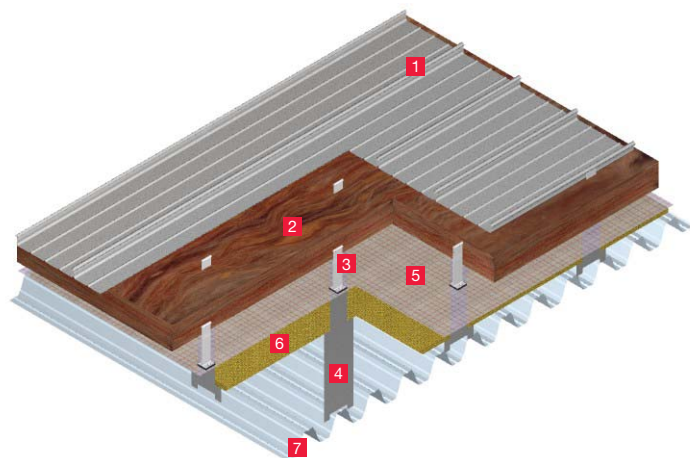


Kalzip structural deck roof system – variations



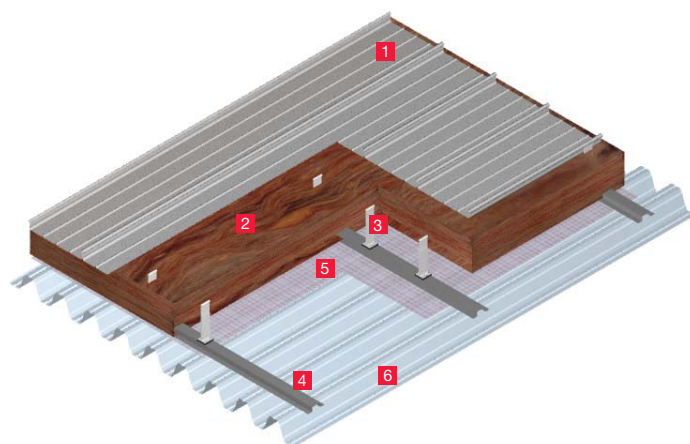
Kalzip standing seam on Kalzip structural decking

- 1 Kalzip standing seam sheet
- 2 Insulation
- 3 Clip with thermal barrier
- 4 Vapour control Layer
- 5 Structural decking



Kalzip standing seam on perforated Kalzip structural decking with acoustic insulation slab

- 1 Kalzip standing seam sheet
- 2 Insulation
- 3 Clip with thermal barrier
- 4 Low profile top hat section positioned diagonally across decking and fixed with rivets
- 5 Vapour control layer
- 6 Acoustic insulation slab
- 7 Perforated structural decking



Kalzip standing seam on Kalzip structural decking with top hat sub purlins

- 1 Kalzip standing seam sheet
- 2 Insulation
- 3 Clip with thermal barrier
- 4 Top hat sub purlins riveted to decking
- 5 Vapour control layer
- 6 Structural decking